



*Onsite & inhouse testing  
& inspection services*

service@westcoastlifting.com.au

westcoastlifting.com.au

# WORKING LOAD LIMIT CHARTS

Inspection  
Colour Codes

DEC - FEB








MAR - MAY

JUN - AUG

SEP - NOV








# CHAIN SLINGS GRADE T/80

## WORKING LOAD LIMIT (TONNES)

Chain Size (mm)	SINGLE LEG SLINGS				SLINGS OF 2, 3 OR 4 LEGS			2 LEG SLINGS	
									
	Straight or Adj. Sling No Deration	Adj. Sling with Deration	Reeved Sling	Basket Sling Max 60°	Straight Sling			Reeved Sling	Basket Sling
				60°	90°	120°	Max 60°	Max 60°	
Loading factors	1	0.75	0.75	1.3	1.73	1.41	1	1.3	2.25
6	1.1	0.8	0.8	1.5	1.9	1.6	1.1	1.5	2.5
7	1.5	1.1	1.1	2	2.6	2.1	1.5	2	3.4
8	2	1.5	1.5	2.6	3.5	2.8	2	2.6	4.5
10	3.2	2.4	2.4	4.1	5.5	4.5	3.2	4.1	7.2
13	5.3	4	4	6.9	9.2	7.5	5.3	6.9	11.9
16	8	6	6	10.4	13.8	11.3	8	10.4	18
19	11.2	8.4	8.4	14.6	19.4	15.8	11.2	14.6	25.2
20	12.5	9.4	9.4	16.3	21.6	17.6	12.5	16.3	28.1
22	15	11.3	11.3	19.5	26	21.2	15	19.5	33.8
26	21.2	15.9	15.9	27.6	36.7	29.9	21.2	27.6	47.7
32	31.5	23.6	23.6	41	54.5	44.4	31.5	41	70.9

# CHAIN SLINGS GRADE V/100

## WORKING LOAD LIMIT (TONNES)






Chain Size (mm)	WORKING LOAD LIMIT (TONNES)									
	SINGLE LEG SLINGS				SLINGS OF 2, 3 OR 4 LEGS			2 LEG SLINGS		
										
Straight or Adj. Sling No Deration	Adj. Sling with Deration	Reeved Sling	Basket Sling Max 60°	60°	90°	120°	Max 60°	Max 60°		
Loading factors	1	0.75	0.75	1.3	1.73	1.41	1	1.3	2.25	
6	1.4	1.1	1.1	1.8	2.4	2	1.4	1.8	3.2	
7	1.9	1.4	1.4	2.5	3.3	2.7	1.9	2.5	4.3	
8	2.5	1.9	1.9	3.3	4.3	3.5	2.5	3.3	5.6	
10	4	3	3	5.2	6.9	5.6	4	5.2	9	
13	6.7	5	5	8.7	11.6	9.4	6.7	8.7	15.1	
16	10	7.5	7.5	13	17.3	14.1	10	13	22.5	
20	16	12	12	20.8	27.7	22.6	16	20.8	36	
22	19	14.3	14.3	24.7	32.9	26.8	19	24.7	42.8	
26	26.5	19.9	19.9	34.5	45.8	37.4	26.5	34.5	59.6	
32	40	30	30	52	69.2	56.4	40	52	90	

# STANDARDS

## GENERAL STANDARDS FOR LIFTING EQUIPMENT










Wire Rope Slings	AS1666
Round Slings	AS4497
Web Slings	AS1353
Chain Slings	AS3775
Chain Blocks	AS1418
Lever Hoists	AS1418
Shackles	AS2741
Lifting Devices	AS4991
Wire Rope	AS3569

# SHACKLES

WLL (tonnes)	DIMENSIONS				
	 Body Dia.	 Pin Dia.	 Inside Width	 Inside Length	 Inside Length
<b>0.33</b>	5	6	10	-	22
<b>0.5</b>	6	8	12	22	29
<b>0.75</b>	8	10	13	26	31
<b>1</b>	10	11	17	32	37
<b>1.5</b>	11	13	18	37	43
<b>2</b>	13	16	21	41	48
<b>3.2</b>	16	19	27	51	61
<b>4.7</b>	19	22	32	60	72
<b>6.5</b>	22	25	37	71	84
<b>8.5</b>	25	29	43	81	95
<b>9.5</b>	29	32	46	90	108
<b>12</b>	32	35	52	100	119
<b>13</b>	35	38	57	113	133
<b>17</b>	38	41	60	124	146
<b>25</b>	44	51	73	146	178
<b>35</b>	51	57	83	171	197
<b>45</b>	57	63	95	181	222
<b>55</b>	63	70	105	203	267
<b>70</b>	70	76	114	216	305
<b>85</b>	76	83	127	229	330
<b>120</b>	89	95	146	267	381
<b>150</b>	102	108	165	318	432













# ROUND SLINGS

## WORKING LOAD LIMIT (TONNES)

Round Slings	WORKING LOAD LIMIT (TONNES)								
									
Vertical	Choke	Basket	30°	60°	90°	120°	60°	60° Choke	
Loading factors	1.0	0.8	2.0	1.9	1.7	1.4	1.0	1.7	1.38
Purple	1.0	0.8	2.0	1.9	1.7	1.4	1.0	1.7	1.3
Green	2.0	1.6	4.0	3.8	3.4	2.8	2.0	3.4	2.7
Yellow	3.0	2.4	6.0	5.7	5.1	4.2	3.0	5.1	4.1
Grey	4.0	3.2	8.0	7.6	6.9	5.6	4.0	6.9	5.5
Red	5.0	4.0	10.0	9.5	8.6	7.0	5.0	8.6	6.9
Brown	6.0	4.8	12.0	11.4	10.3	8.4	6.0	10.3	8.2
Blue	8.0	6.4	16.0	15.2	13.8	11.2	8.0	13.8	11.0
Orange	10.0	8.0	20.0	19.0	17.3	14.1	10.0	17.3	13.8
Orange	20.0	16.0	40.0	38.0	34.0	28.0	20.0	34.0	27.0













# WIRE ROPE SLINGS GRADE 1770

## WORKING LOAD LIMIT (TONNES)







Wire Rope Dia. (mm)	REEVED LOAD			ROUND BASKET LOAD			OTHER THAN ROUND BASKET LOAD (REEVED)			2, 3 or 4 LEG SLINGS MAX INCLUDED ANGLE		
			 Not Round									
	Straight	Round	Not Round	0°	60°	90°	60°	90°	120°	60°	90°	120°
<b>8</b>	0.78	0.58	0.39	1.56	1.35	1.1	0.78	0.68	0.55	1.35	1.1	0.78
<b>9</b>	0.99	0.74	0.49	1.98	1.71	1.4	0.99	0.86	0.7	1.71	1.4	0.99
<b>10</b>	1.22	0.92	0.65	2.4	2.1	1.72	1.22	1.06	0.87	2.1	1.72	1.22
<b>11</b>	1.48	1.11	0.74	3	2.6	2.1	1.48	1.29	1.05	2.6	2.1	1.48
<b>12</b>	1.76	1.32	0.88	3.5	3	2.5	1.76	1.53	1.25	3	2.5	1.76
<b>13</b>	2.1	1.55	1.04	4.1	3.6	2.9	2.1	1.8	1.47	3.6	2.9	2.1
<b>14</b>	2.4	1.8	1.2	4.8	4.2	3.4	2.4	2.1	1.71	4.2	3.4	2.4
<b>16</b>	3.1	2.3	1.56	6.2	5.4	4.4	3.1	2.7	2.2	5.4	4.4	3.1
<b>18</b>	4	3	1.98	7.9	6.8	5.6	4	3.4	2.8	6.8	5.6	4
<b>20</b>	4.9	3.7	2.4	9.8	8.4	6.9	4.9	4.2	3.5	8.4	6.9	4.9
<b>22</b>	5.9	4.4	3	11.8	10.2	8.3	5.9	5.1	4.2	10.2	8.3	5.9
<b>24</b>	7	5.3	3.5	14.1	12.2	9.9	7	6.1	5	12.2	9.9	7
<b>26</b>	8.3	6.2	4.1	16.5	14.3	11.6	8.3	7.2	5.9	14.3	11.6	8.3
<b>28</b>	9.6	7.2	4.8	19.1	16.6	13.5	9.6	8.3	6.8	16.6	13.5	9.6
<b>32</b>	12.5	9.4	6.3	25	22	17.6	12.5	10.9	8.9	22	17.6	12.5

# WIRE ROPE SLINGS GRADE 1960

## WORKING LOAD LIMIT (TONNES)

Wire Rope Dia. (mm)	REEVED LOAD			ROUND BASKET LOAD				OTHER THAN ROUND BASKET LOAD (REEVED)				2, 3 or 4 LEG SLINGS MAX INCLUDED ANGLE		
	 Straight	 Round	 Not Round	 0°	 60°	 90°	 120°	 0°	 60°	 90°	 120°			
												60°	90°	120°
<b>8</b>	0.87	0.65	0.43	1.73	1.50	1.22	0.87	0.87	0.75	0.61	0.43	1.5	1.22	0.87
<b>9</b>	1.09	0.82	0.55	2.19	1.89	1.54	1.09	1.09	0.95	0.78	0.55	1.89	1.54	1.09
<b>10</b>	1.35	1	0.67	2.7	2.33	1.9	1.35	1.35	1.2	0.95	0.67	2.33	1.9	1.35
<b>12</b>	1.93	1.44	0.96	3.86	3.33	2.7	1.93	1.93	1.68	1.37	0.96	3.33	2.7	1.93
<b>14</b>	2.65	2	1.3	5.3	4.6	3.7	2.65	2.65	2.3	1.88	1.3	4.6	3.7	2.65
<b>16</b>	3.4	2.55	1.7	6.8	5.9	4.8	3.4	3.4	3	2.5	1.7	5.9	4.8	3.4
<b>18</b>	4.4	3.3	2.2	8.8	7.6	6.2	4.4	4.4	3.8	3.12	2.2	7.6	6.2	4.4
<b>19</b>	4.9	3.7	2.45	9.8	8.4	6.9	4.9	4.9	4.2	3.5	2.45	8.4	6.9	4.9
<b>20</b>	5.4	4	2.7	10.8	9.34	7.6	5.4	5.4	4.7	3.83	2.7	9.34	7.6	5.4
<b>22</b>	6.5	4.9	3.25	13	11.25	9.1	6.5	6.5	5.65	4.6	3.25	11.25	9.1	6.5
<b>24</b>	7.8	5.85	3.9	15.6	13.5	11	7.8	7.8	6.8	5.53	3.9	13.5	11	7.8
<b>26</b>	9.14	6.85	4.57	18.28	15.8	12.9	9.14	9.14	8	6.5	4.57	15.8	12.9	9.14
<b>28</b>	10.6	7.95	5.3	21.2	18.3	15	10.6	10.6	9.2	7.5	5.3	18.3	15	10.6
<b>32</b>	13.8	10.35	6.9	27.6	23.9	19.5	13.8	13.8	12	9.8	6.9	23.9	19.5	13.8

# EYEBOLTS AS2317

Imperial	Metric	WORKING LOAD LIMIT (TONNES)					
		 Axial	 Trunion	 Perpendicular	 0°-30°	 31°-60°	 61°-90°
3/8"	M10	0.25	0.06	0.12	0.31	0.20	0.12
1/2"	M12	0.40	0.10	0.20	0.50	0.32	0.20
5/8"	M14	0.40	0.10	0.20	0.50	0.32	0.20
5/8"	M16	0.80	0.20	0.40	1.00	0.64	0.40
3/4"	M18	0.80	0.20	0.40	1.00	0.64	0.40
3/4"	M20	1.60	0.40	0.80	2.00	1.28	0.80
7/8"	M22	2.00	0.50	1.00	2.50	1.60	1.00
1"	M24	2.50	0.62	1.25	3.10	2.00	1.25
1.1/8"	M30	4.00	1.00	2.00	5.00	3.20	2.00
1.1/4"	M33	5.00	1.25	2.50	6.30	4.00	2.50
1.1/2"	M36	6.30	1.57	3.10	7.90	5.00	3.10
1.1/2"	M39	7.00	1.75	3.50	8.80	5.60	3.50
1.3/4"	M42	8.00	2.00	4.00	10.00	6.40	4.00
2"	M48	10.00	2.50	5.00	12.60	8.00	5.00
2.1/2"	M56	15.00	3.70	7.50	18.90	12.00	7.50
2.1/2"	M64	20.00	5.00	10.00	25.00	16.00	10.00
3"	M72	25.00	6.20	12.50	31.00	20.00	12.50
3"	M76	30.00	7.50	15.00	37.00	24.00	15.00